


POWER AND TERRAINABILITY

Genie® Super Booms™ combine maximum reach with exceptional maneuverability. They feature rugged diesel engine options, four-wheel drive and four-wheel steer capabilities, and foam-filled rough terrain tires to quickly position you where you need to work. With horizontal outreach between 75 ft (22.86 m) and 80 ft (24.38 m) and working heights of 106 ft (32.48 m) to 131 ft 2 in (40.15 m), these machines set performance and operation standards for other booms on the market.



EXTRA WORKING RANGE

The out-and-up articulating jib boom option gives you an additional 5 ft (1.52 m) of horizontal reach and height plus 135° of working range.

GREAT FOR TIGHT SPACES

The 360° continuous rotation turntable swings full circle for quick and flexible positioning. Minimal tailswing allows you to maneuver in tight workspaces.

DIESEL ENGINE OPTIONS


These models feature quiet diesel engines for more power and increased performance, even at high altitudes. Choose from three diesel engine options on these models: Deutz 74 hp (55 kW), Perkins 83 hp (62 kW) or Cummins 80 hp (60 kW).



The horizontal outreach of the Genie® Super Boom™ line is among the industry's best at 75 to 80 ft (22.86 to 24.38 m), depending on the model.

PRECISE PLATFORM POSITIONING

Standard 8 ft (2.44 m) front-entry platforms can be rotated to exactly where you need to work and are self-leveling throughout the range of motion.



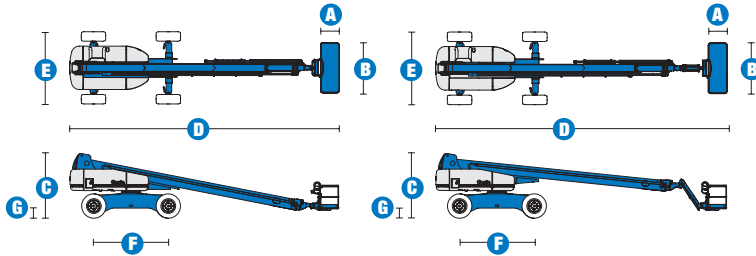
OUTSTANDING TERRAINABILITY

Models S™-100 and up come standard with four-wheel drive and four-wheel steer to meet the demands of rugged outdoor use. They also feature rough-terrain foam-filled tires for maximum terrainability, traction and durability. Extendable axles allow you to extend or retract axles from the platform while driving for stability, ease of operation and convenient transport.

ENGINE-POWERED MODELS AVAILABLE

S™-100 | S™-105 | S™-120 | S™-125

Specifications



MODELS	S™-100		S™-105	
	US	Metric	US	Metric
MEASUREMENTS				
Working height maximum*	106 ft	32.48 m	111 ft	34.00 m
Platform height maximum	100 ft	30.48 m	105 ft	32.00 m
Horizontal reach maximum	75 ft	22.86 m	80 ft	24.38 m
Below ground reach	6 ft 6 in	1.98 m	10 ft	3.05 m
A Platform length - 8 ft model	3 ft	.91 m	3 ft	.91 m
Platform length - 6 ft model	2 ft 6 in	.76 m	2 ft 6 in	.76 m
B Platform width - 8 ft model	8 ft	2.44 m	8 ft	2.44 m
Platform width - 6 ft model	6 ft	1.83 m	6 ft	1.83 m
C Height - stowed	10 ft 1 in	3.07 m	10 ft 1 in	3.07 m
D Length - stowed	42 ft 8 in	13.00 m	46 ft	14.02 m
Length - transport (jib tucked under)	—	—	39 ft 11 in	12.17 m
E Width - axle retracted	8 ft 2 in	2.49 m	8 ft 2 in	2.49 m
Width - axle extended	11 ft	3.35 m	11 ft	3.35 m
F Wheelbase	12 ft	3.66 m	12 ft	3.66 m
G Ground clearance - center	1 ft 5.5 in	.44 m	1 ft 5.5 in	.44 m

PRODUCTIVITY				
Lift capacity	750 lbs	340 kg	500 lbs	227 kg
Platform rotation	160°		160°	
Vertical jib rotation	—		135°	
Turntable rotation	360° continuous		360° continuous	
Turntable tailswing - axle retracted	5 ft 6 in	1.68 m	5 ft 6 in	1.68 m
Turntable tailswing - axle extended	4 ft	1.22 m	4 ft	1.22 m
Drive speed - stowed	3.0 mph	4.8 km/h	3.0 mph	4.8 km/h
Drive speed - raised or extended	0.68 mph	1.1 km/h	0.68 mph	1.1 km/h
Gradeability - stowed**	40%		40%	
Turning radius - axles retracted: inside	13 ft 7 in	4.14 m	13 ft 7 in	4.14 m
outside	21 ft 7 in	6.58 m	21 ft 7 in	6.58 m
Turning radius - axles extended: inside	9 ft	2.74 m	9 ft	2.74 m
outside	19 ft 10 in	6.05 m	19 ft 10 in	6.05 m
Controls	12 V DC proportional		12 V DC proportional	
Tires - RT lug	385/65D 22.5		385/65D 22.5	

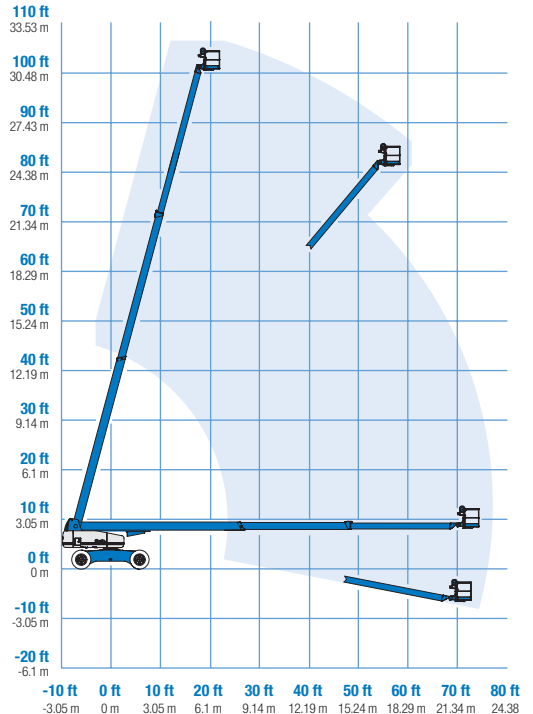
POWER				
Power Source	Deutz TD 2011 L04i 4-cylinder turbo diesel, 74 hp (55 kW) Perkins 804-33T 4-cylinder turbo diesel, 83 hp (62 kW) Cummins B3.3T 4-cylinder turbo diesel, 80 hp (60 kW)			
Auxiliary Power Unit	12 V DC		12 V DC	
Hydraulic Tank Capacity	55 gal	208 L	55 gal	208 L
Fuel Tank Capacity	40 gal	151 L	40 gal	151 L

WEIGHT***				
	39,700 lbs	18,008 kg	40,000 lbs	18,144 kg

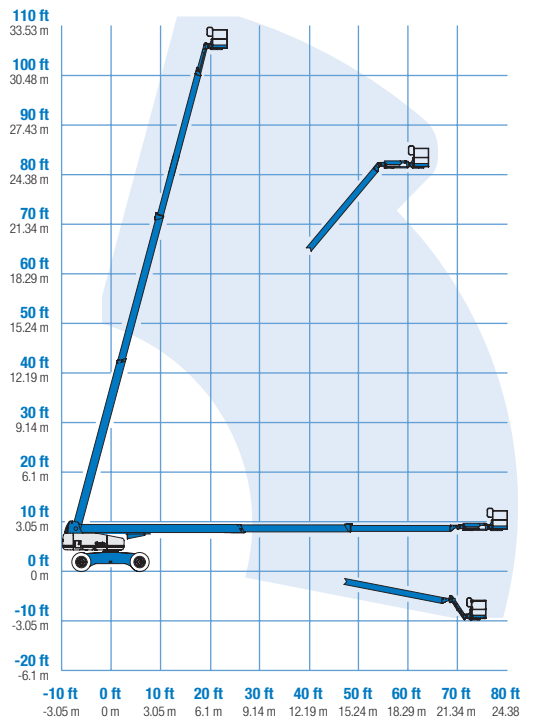
STANDARDS COMPLIANCE ANSI A92.5, CSA B354.4, CE Compliance, AS 1418.10

www.genieindustries.com

RANGE OF MOTION S™-100



RANGE OF MOTION S™-105



* The metric equivalent of working height adds 2 m to platform height. U.S. adds 6 ft to platform height.

** Gradeability applies to driving on slopes. See operator's manual for details regarding slope ratings.

*** Weight will vary depending on options and/or country standards.

Features

EASILY CONFIGURED TO MEET YOUR NEEDS

PLATFORM OPTIONS

- Steel 8 ft (2.44 m) (standard)
- Steel 6 ft (1.83 m)
- Steel 6** or 8 ft (1.83 or 2.44 m) tri-entry
- Steel 4 ft (1.22 m)**
- Steel 5 ft (1.52 m)**

JIB OPTIONS

- Non-jib
- 5 ft (1.52 m) jib boom

POWER OPTIONS

- Deutz diesel 74 hp (55 kW)
- Perkins diesel 83 hp (62 kW)
- Cummins diesel 80 hp (60 kW)

DRIVE/STEER OPTIONS

- 4WD (standard)
- 4WS (standard)

AXLE

- Extendable axles (standard)

TIRE

- Rough terrain foam-filled (standard)

STANDARD FEATURES

MEASUREMENTS

S™-100

- 106 ft (32.48 m) working height
- 75 ft (22.86 m) horizontal reach
- 750 lb (340 kg) lift capacity

S™-105

- 111 ft (34.00 m) working height
- 80 ft (24.38 m) horizontal reach
- 500 lb (227 kg) lift capacity

PRODUCTIVITY

- Self-leveling platform
- Hydraulic platform rotation
- Fully proportional Hall effect joystick controls
- Hydraulic oil cooler
- Drive enable
- AC power cord to platform
- Horn
- Hour meter
- Tilt alarm
- Descent alarm
- Alarm package
- 360° continuous turntable rotation
- Locking low profile turntable covers
- Positive traction drive
- Two speed wheel motors
- Configurable controls to limit lift height to 80 ft
- Ground control box cover
- Engine status display

POWER

- All engines are emissions compliant
- 12 V DC auxiliary power
- Anti-restart engine protection
- Auto engine fault shutdown



OPTIONS & ACCESSORIES

PRODUCTIVITY

- Platform swing gate
- Half mesh platform inserts with swing gate
- Platform top auxiliary rail
- Arc Pro 275™ Heavy-Duty Welder package
- Welder Ready package
- Weld leads to platform
- Air line to platform
- Fire resistant hydraulic oil
- Biodegradable hydraulic oil
- Basic hostile environment kit
- Deluxe hostile environment kit
- Deluxe aircraft protection package (6 ft platform only)
- Thumb rocker steer
- Tool tray
- Fluorescent tube caddy
- Pipe cradle (pair)
- Panel cradle package*
- Platform work lights
- Front driving lights
- Lockable platform control box covers

POWER

- AC generator packages (110V/60Hz, 3000W or 220V/50Hz, 2500W)
- Cold Weather Packages
- Arctic Packages
- Diesel scrubber/spark arrestor muffler
- Diesel spark arrestor muffler (not available on Cummins engine)
- Retained key selector switch

* Available on select models

** Not available on CE machines

Working At Height Limited

(Southern Office)
Amberley Court
Old Elstead Road
Milford
Surrey
GU8 5EB

Tel: 01483 415 410
Fax: 01483 417 719

Working At Height Limited

(Northern Office)
The Portergate
Ecclesall Road
Sheffield
South Yorkshire
S11 8NX

Tel: 0114 209 6206
Fax: 0114 209 6001

Suppliers of:

Powered Access Platforms
Aerial Work Platforms
Runabout Access Platforms
Scissor Lifts
Articulating Boom Access Platforms
Telescopic Boom Access Platforms
Material Lifts
Telehandlers
MEWPS Training