



AH32 JRT PRO



Performance & ease of use

- Unrestricted working envelope with a max. 21.60m horizontal outreach
- Unmatched versatility
- Outstanding rough terrain driving features: 4 wheel drive and steer, oscillating axle
- Excellent time to full height 95 sec. thanks to full proportional controls and simultaneous boom functions

Optimized serviceability

- Exclusive modular basket quick and easy to repair
- Easy access to all components
- Self-diagnosis tool integrated on the lower control box

Best safety feeling

- Activ'Shiefld™ Bar
- Most rigid boom



WORKING AT HEIGHT



AH32 JRT PRO

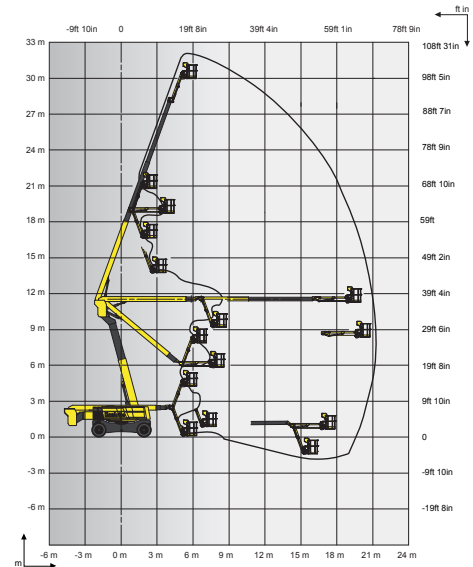
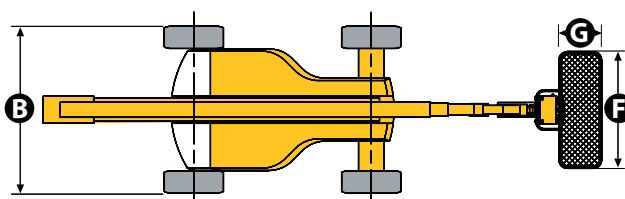
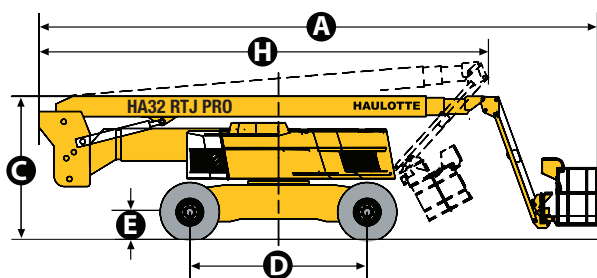


ROUGH TERRAIN ARTICULATING BOOMS

TECHNICAL DATA

AH32 JRT PRO

Working height	31.8 m
Platform height	29.8 m
Horizontal outreach	21.6 m
Up and over clearance	11.35 m
Below ground reach	1.6 m
Lift capacity	250 kg
F x G Platform size	2.44 x 0.91 m
A Length - stowed	11.7 m
H Transport length	8.9 m
B Width	2.53 m
Width - with extended axles	3.3 m
C Height - stowed	2.8 m
Transport height	3.38 m
Vertical jib rotation	140° (+70/-70)
Platform rotation	180° (+90/-90)
Turntable rotation	360° continuous
Tailswing	3.3 m
D Wheelbase	3.5 m
E Ground clearance	38 cm
Tilt	5°
Drive speed	0,5 - 5 km/h
Gradeability	45 %
Turning radius - outside axle extended	5.74 m
Tires - foam-filled	445/65-22.5
Power source	Perkins 55.5 kW - 75.4 hp (Europe) / 62.4 kW - 84.9 hp (outside Europe) TIER III
Weight	20 140 kg



STANDARD EQUIPMENT

- 4 wheel drive and steer
- Front oscillating axle increasing stability on uneven ground
- 2 extendable axles
- Differential wheel lock increasing rough terrain capacity
- Proportional controls enhancing comfort and safety
- 4 simultaneous movements for highest productivity
- 250kg / 550lbs (2 persons) load capacity unrestricted working envelope
- Modular large platform with drop bar entry gate
- Upper control box protection cover and tool tray in plastic ultra-solid material
- Power to platform 110 V / 220 V (Female plug in the basket)
- Safe to use in winds up to 60km/h - 37mph
- Sound and light alarm for tilt and load
- Electric pump system and emergency descent
- 12 V battery / electrical control system
- Towing hooks
- Hourmeter
- Low fuel level indicator (upper control box)
- Engine pre-heater with light indicator
- Basket compensation +/-10°
- Travel alarm
- Driving beacon
- Enhanced Swing out engine tray for ease of maintenance

OPTIONS AND ACCESSORIES

- On-board hydraulic generator 3.5 kW
- Lateral swing door gate
- Glazier Pack
- Pipe cradle pack
- Hydraulic oil cooler
- Hydraulic oil in tank and circuit for warm countries
- Biodegradable hydraulic oil
- Automatic Overspeed Air Shutdown Valve (Electric one-way valve, flame arrestor, spark arrestor)
- Cold weather kit
- Air line to platform
- Cap with key for diesel tank
- 55 W Platform working light

